

INTRODUCTION:

Adam Tech Dual Port D-Sub connectors are a popular space saving interface for many I/O applications. Offered in 9, 15, 25, 37 and 50 positions they are a good choice for a low cost industry standard connection and are ideal for PCB space saving applications. These connectors are manufactured with precision stamped contacts and are available in a number of connector combinations including same and mixed gender, mixed density and mixed interface. Options include a choice of contact plating and a variety of mating, mounting and grounding options.

FEATURES:

- Stacked space saving design
- Industry standard compatibility
- Durable metal shell design
- Precision formed contacts
- Variety of Mating and mounting options

MATING CONNECTORS:

Adam Tech D-Subminiatures and all industry standard D-Subminiature connectors.

SPECIFICATIONS:

Material:

- Insulator: PBT, 30% glass reinforced, rated UL94V-0
- Insulator Color: Black
- Contacts: Phosphor Bronze
- Shell: Steel, Tin or Zinc plated
- Hardware: Brass, Nickel plated

Contact Plating:

Gold flash (15 and 30 μ in optional) over Nickel underplate overall.

Electrical:

- Operating voltage: 250V AC / DC max.
- Current rating: 5 Amps max.
- Contact resistance: 20 m Ω max. initial
- Insulation resistance: 5000 M Ω min.
- Dielectric withstanding voltage: 1000V AC for 1 minute

Mechanical:

- Insertion force: 0.75 lbs max
- Extraction force: 0.44 lbs min

Temperature Rating:


Operating temperature: -55°C to +105°C

PACKAGING:

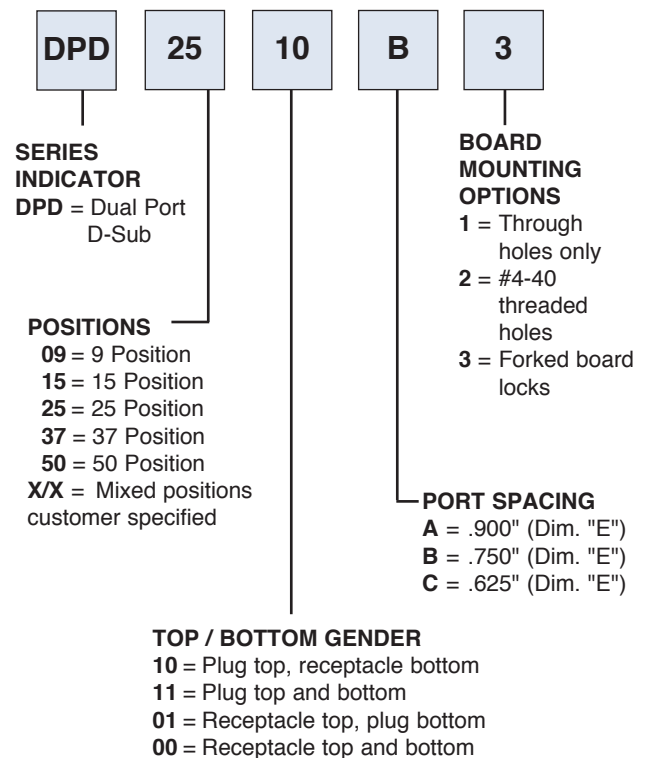
Anti-ESD plastic trays

APPROVALS AND CERTIFICATIONS:

UL Recognized & CSA Certified, File no. E224053



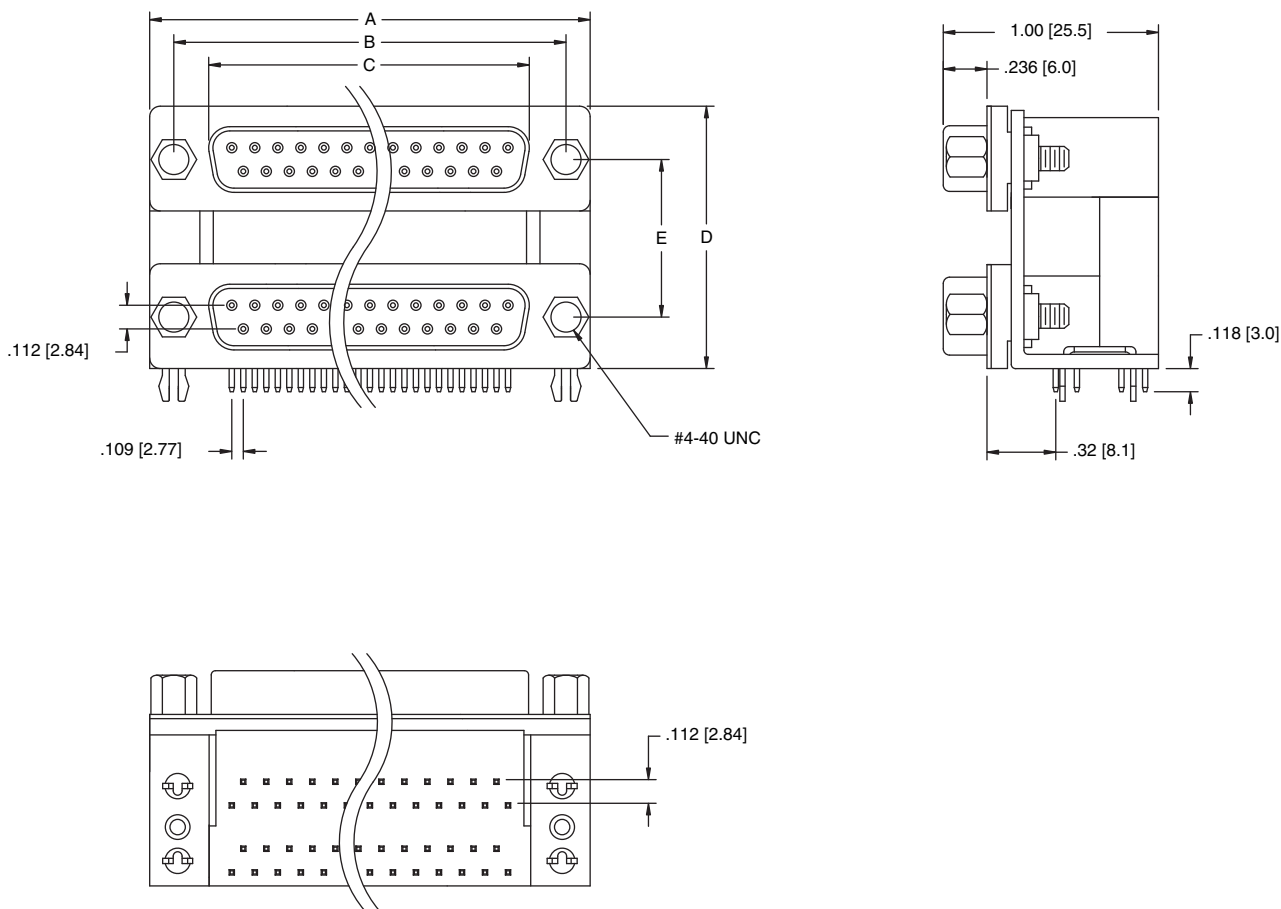
ORDERING INFORMATION



OPTIONS:

- Add designator(s) to end of part number
- 15 = 15 μ in gold plating in contact area
- 30 = 30 μ in gold plating in contact area
- JS = #4-40 Jackscrews installed
- R = Rear boardlocks only
- F = Four prong board lock


DUAL PORT, RIGHT ANGLE




See page 99 for examples of various types we manufacture

Unit: Inch [mm]


Positions	PLUG	SOCKET	DIMENSIONS			
	A	A	B	C	D	E
9	.666 [16.92]	.643 [16.33]	.984 [24.99]	1.213 [30.81]	PORT HEIGHTS	PORT TO PORT CENTERLINE
15	.994 [25.25]	.971 [24.66]	1.312 [33.32]	1.541 [39.14]		
25	1.534 [38.96]	1.511 [38.38]	1.852 [47.04]	2.088 [53.04]		
37	2.182 [55.43]	2.159 [54.84]	2.500 [63.50]	2.729 [69.32]		
50	2.079 [52.81]	2.064 [52.43]	2.406 [61.11]	2.637 [67.00]		
					1.119 [28.42]	.900 [22.86]
					1.244 [31.60]	.750 [19.05]
					1.394 [35.41]	.625 [15.88]



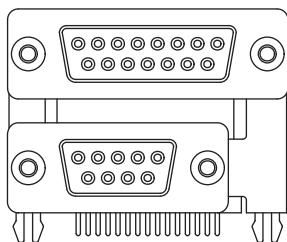
15P HD D-Sub over 15P HD D-Sub



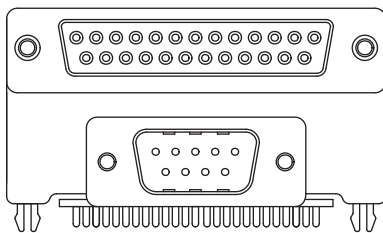
15P HD D-Sub Elevated



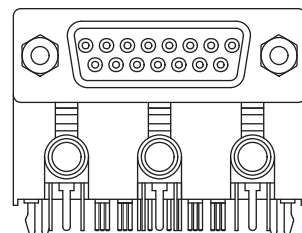
15P HD D-Sub over Dual Mini DINs




15P D-Sub over 9P D-Sub



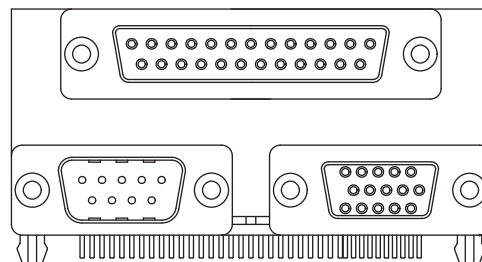
25P D-Sub over 9P D-Sub



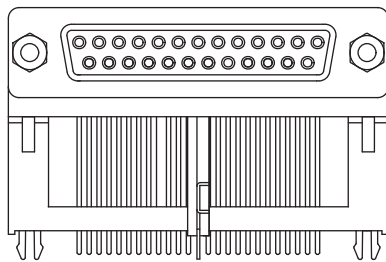
15P D-Sub over Ganged Stereo Jacks



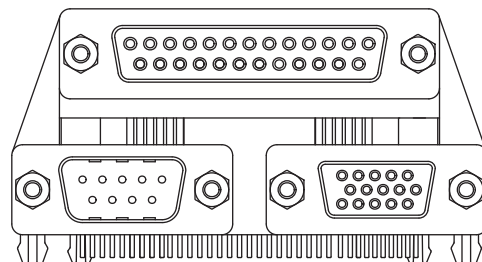
25P D-Sub over HD 15P D-Sub



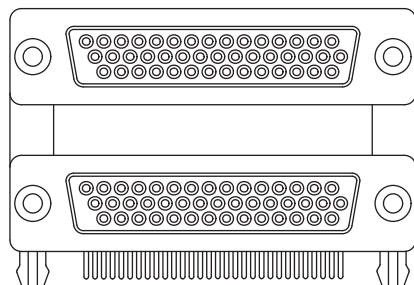
25P D-Sub over 9P D-Sub & HD 15P D-Sub



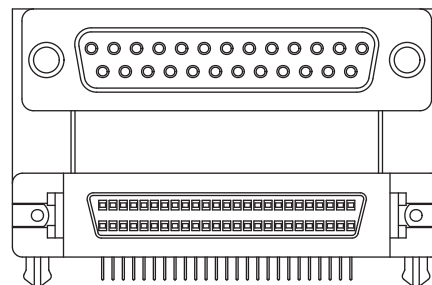
25P D-Sub Elevated



25P D-Sub over 9P D-Sub & HD 15P D-Sub



44P HD D-Sub over 44P HD D-Sub



25P D-Sub over 50P SCSI II